

The RIU unit is used to give a remote indication of the status of a single or groups of fire detectors in alarm state utilising an LED with a wide area of illumination and high on/off contrast.

The units are compatible with the majority of conventional and addressable systems and can also be used for security and process control applications.

The standard version is a single gang flush mount unit, with or without 'Fire Detector Operated' text and also available with a deep back box for surface mounting.

- direct fit to a single gang deep back box
- circular flush mounted version available without text
- text is available in other languages
- custom legend available on request
- IP66 weatherproof version available



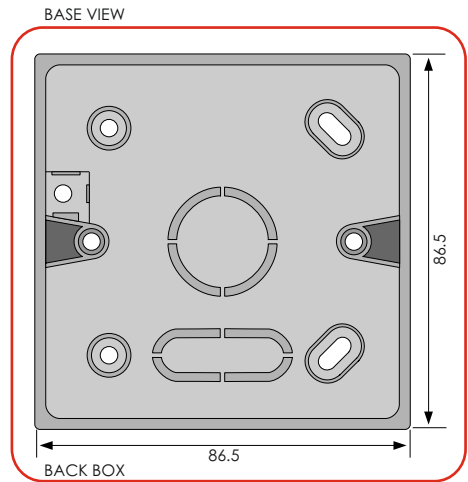
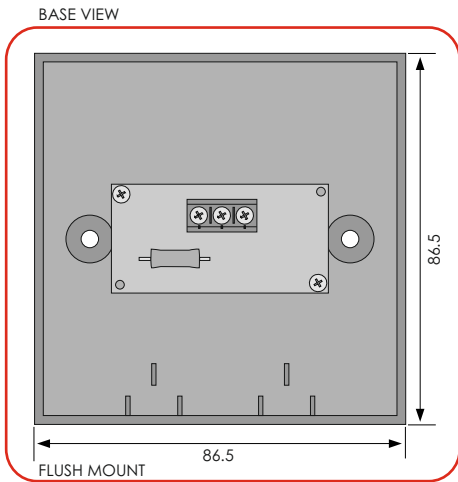
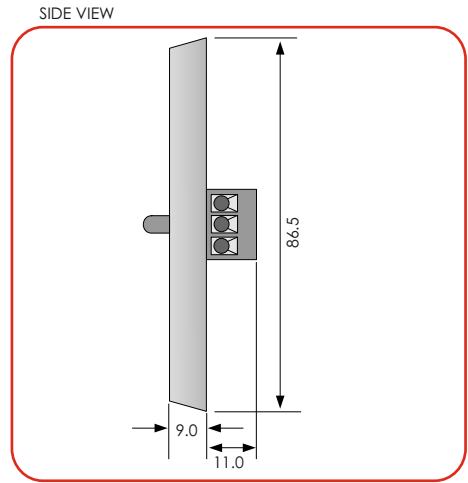
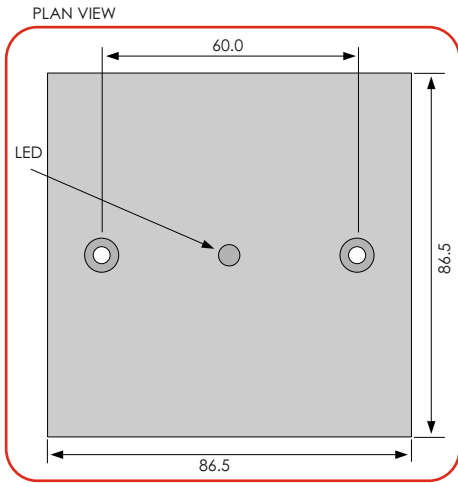
## TECHNICAL

type	flush mount	surface mount	circular	weatherproof
voltage range (Vdc)			5 - 28	
nominal current consumption (mA)			24	
protection rating	IP24	IP24	IP24	IP66
boxed weight (kg)	0.038	0.095	0.117	0.475
colours available		white (ABS fire retardant plastic)		

## ORDERING INFORMATION

blank, single gang, flush	502-001
blank, single gang, surface	502-002
black, circular, flush	502-005
'Fire Detector Operated' text, single gang, flush	502-003
'Fire Detector Operated' text, single gang, surface	502-004
'Fire Detector Operated' text, single gang, surface	502-011

DIMENSIONS, PRODUCT MOUNTING & CABLE ENTRY



WIRING CONFIGURATION

